




**NEW
PRODUCT**

WEO Plug-in Couplings

1 & 2 Piece Crimp Fittings - Used on ALO Loaders



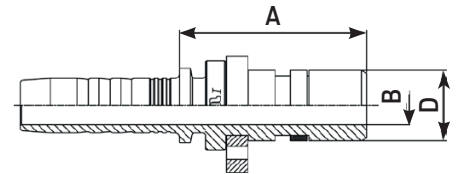
WEO Plug-Ins have click-to-connect and self-aligning features that make them easy to install in hydraulic systems. In addition, work injuries associated with connection/disconnection and follow-up tightening/untightening are eliminated. With the simple connection and disconnection of the WEO fittings, only a common screwdriver is needed for service or assembly replacements.



EASY FIT STRAIGHT MALE INSERT (2 piece fitting)

PART NUMBER	HOSE ID			WEO		DIMENSIONS (mm)			W.P.
	DN	Size	inch	D	Size	B	A	D	
HYDM12H10-06-06	10	-06	3/8"	13 mm	-06	7	34.5	13	350
HYDM12H10-06-08	10	-06	3/8"	16 mm	-08	9.3	34.5	16	350
HYDM12H10-08-06	12	-08	1/2"	13 mm	-06	7	35	13	350
HYDM12H10-08-08	12	-08	1/2"	16 mm	-08	9.3	35	16	350
HYDM03400-06	MANULI 3/8" FERRULE								
HYDM03400-08	MANULI 1/2" FERRULE								

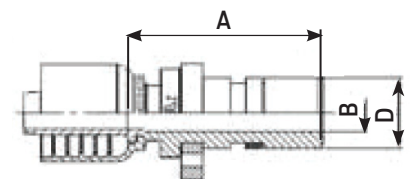

See Crimp Specifications on reverse



EASY FIT STRAIGHT MALE INSERT (1 piece fitting)

PART NUMBER	HOSE ID			WEO		DIMENSIONS (mm)		
	DN	Size	inch	D	Size	B	A	D
HYDOPF12H10-06-06	10	-06	3/8"	13 mm	-06	7.0	34.5	13
HYDOPF12H10-06-08	10	-06	3/8"	16 mm	-08	9.3	34.5	16
HYDOPF12H10-08-06	12	-08	1/2"	13 mm	-06	7.0	35.0	13
HYDOPF12H10-08-08	12	-08	1/2"	16 mm	-08	9.3	35.0	16

See Crimp Specifications on reverse





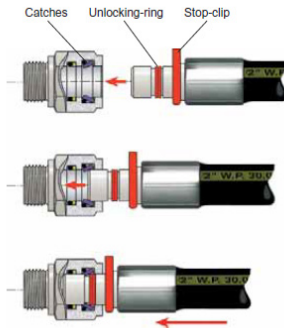
**NEW
PRODUCT**

WEO Plug-in Couplings

Easy to connect...

Check that the stop-clip is in place and that the unlocking-ring runs freely in its groove. The plug is pushed into the socket so that the catches are pressed outwards.

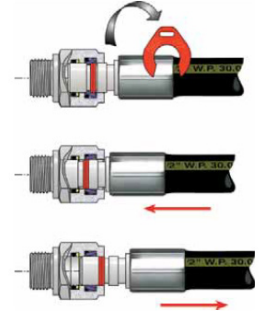
The plug is pushed all the way in until the stop-clip touches the socket. The O-ring presses the catches inwards so that they grip the locking flange on the plug. The coupling is now locked and cannot be disconnected. The coupling is sealed by an internal O-ring.



... and just as easy to disconnect

The stop-clip is removed (using a screwdriver, for example). The plug is pushed in so that the unlocking-ring pushes the catches aside.

As the plug is pulled out its outer flange connects with the unlocking ring and draws it backwards, preventing the catches from locking and allowing the plug to be fully withdrawn.



CRIMP SPECIFICATIONS - 2 PIECE FITTINGS

HOSE ID			Insert Type	Ferrule	Crimping Type	Crimp Diameter	
DN	Size	inch				mm	inch
10	-06	3/8"	Multifit	HYDM03400-06	No Skive	21.4	0.843
12	-08	1/2"	Multifit	HYDM03400-08	No Skive	24.3	0.957

Crimping diameter tolerance: 0 / -0.2 mm (0 / -0.008 inch)

CRIMP SPECIFICATIONS - 1 PIECE FITTINGS

HOSE ID			Crimping Type	Crimp Diameter	
DN	Size	inch		mm	inch
10	-06	3/8"	No Skive	21.5	0.846
12	-08	1/2"	No Skive	24.1	0.949

Crimping diameter tolerance: 0 / -0.2 mm (0 / -0.008 inch)

Also Available... Commonly used in conjunction with the Easy Fit Couplings

Female BSP Parallel Pipe - Swivel - (60° Cone)

PART NUMBER	THREAD inch	HOSE ID inch	inch	A mm	inch	C mm	W mm	inch	B mm
HYD19243-6X6	3/8 x 19	3/8"	2.35	60	0.26	7	22	1.32	34
HYD19243-8X6	1/2 x 14	3/8"	2.01	51	0.28	7	27	0.87	22
HYD19243-8X8	1/2 x 14	1/2"	2.72	69	0.28	7	27	1.46	37

Female BSP Parallel Pipe - Swivel - 90° Elbow - (60° Cone)

PART NUMBER	THREAD inch	HOSE ID inch	inch	A mm	inch	C mm	W mm	inch	B mm
HYD1B243-6X6	3/8 x 19	3/8"	2.32	59	1.46	37	22	1.32	34
HYD1B243-8X8	1/2 x 14	1/2"	2.95	75	1.57	40	27	1.57	40

